



TEXAS RESEARCH RAMBLERS GENEALOGICAL SOCIETY

Bryan-College Station, Texas

Volume XVII, No. 6 June 15, 2007

<http://www.texasresearchramblers.org>

OFFICERS for 2006-2007

President: Daniel Castillo
 Vice-President: Mary Elizabeth Dresser
 Secretary: Georgianne Bigam
 Treasurer: Sue Foy
 Corresponding Secretary: Helen Wolf

LAST MEETING

Sue Foy and **Georgianne Bigam** wore several hats as they led the May 30, 2007, Research Rambler meeting for **President Daniel Castillo**, vacationing in Alaska. The Minutes and Treasurer's Report, a balance of \$7762.74, were approved as presented. Several committee chairmen reported upcoming events.

Following the business meeting, **Dean Duncan** introduced our speaker, **Jim Boone**, by playing part of a CD that was similar to the song the Gandy Dancers, who laid the railroad track, sang.


Where would Bryan, Texas, be if it did not have its railroad? **Jim** answered this question in his presentation, "He's Been Working on the Railroad—But Can You Prove It?" Through the efforts of visionary William Joel Bryan, the city of Bryan received permission for a railroad station. This station was a magnet for people nearby to move to Bryan, even those who lived in Boonville, the county seat at that time. People would move their house by putting it on logs and roll the house to Bryan.

Some towns thought they did not need a train coming through their town and eventually regretted the decision. Washington-on-the-Brazos had steamboats, so they didn't need a railroad. Anderson had two stage coach lines, so they certainly didn't need a railroad. Ultimately, the Houston Texas Central came to Bryan in 1876.

Inside this issue:

Officers & Last Meeting	1
Next Meeting	4
Future Seminars & Trips	4
FYI:	4
Success Stories	5
Historical Moment	6
GenQuip	8






I. & G.N. #128 with crew at Bryan, Texas. Engineer: Thomas Haydon

Pictures were
provided by Jim
Boone

Our TAMU Professor Emeritus speaker's presentation revolved around several areas: local history, national history, maps, and genealogical research. Some local and state history was intertwined with the "Timeline for Railroad Development in the Brazos Valley" and "Ghost Trains" packet he gave to the 46 members and one guest, **Bill Giesenschlag**, a local railroad buff. A second well-researched packet, with the same title as the program, goes into detail with sources to use, such as printed and electronic maps, atlases and gazetteers. Also, the U.S. Railroad Retirement Board provides information about the retirement benefit program for the nation's railroad workers.

How do we go about looking for our ancestor?

1. Determine the time frame our ancestor worked for the railroad.
2. Determine the geographical area in which he would have worked.
3. Learn which railroads operated in that geographical area at that time.
4. Check into sources, such as, books, periodicals, and websites on railroads.



I. & G.N. #22 at Madisonville, Texas in 1903. L/R: R.G. Choate, F.J. Beavers, Pete Peters.

You may
have a
relative
working
on the
Madison-
ville rail-

Or you may have a relative waiting for a train at the Madisonville depot.



Jim told us about the Pullman trains. The cars were very nice and used in Britain as well as the United States. They were the state of the art in luxury at the time. Member **Rhoda Haynes** showed us a 1919 Pullman towel. Can you just imagine the luxury of the dining cars and getting all dressed up to take a trip?



Maybe your imagination matches these pictures of the luxury train and their passengers.



Barbershop on the train



Passengers getting ready, 1876



Luxurious sleeping berth

NEXT MEETING DATE

Our next meeting will be on June 27, 2007, at 9:30, in the **Annex Fellowship Hall** of the A&M United Methodist Church, 417 University Dr. in College Station at 9:30 a.m. We will have a Silent Auction of “gently used” genealogy items, a brunch, a discussion by new members, and a presentation of a slate of officers. If you have Silent Auction items, contact **Helen Wolf**. For questions about the brunch, contact **Novella Hronek**.

Sue Foy has donated a copy of *Roots Magic 3.0* to be used as a door prize. Interested Ramblers can put their name in the basket for the drawing. If you win, Sue will help you set up the software on your computer as well as your RM folders.

FUTURE SEMINARS AND TRIPS

Every **2nd Wednesday** of the month: Ramblers travel to Clayton Library in Houston. Contact **Bliss Wolfe** for details.

Every **3rd Wednesday** of the month: Computer Genealogy Users Group will meet at the Lincoln Center, 1000 Eleanor in College Station, at 9:30 a.m. Everyone is invited to eat at a local restaurant after the meeting. **Mark your calendar: June 20, 2007.**

Every **last Wednesday** of the month: Research Ramblers will meet at the Annex Fellowship Hall of the A&M United Methodist Church, 417 University Dr. in College Station at 9:30 a.m. Food will be provided at this meeting because we are having a brunch.

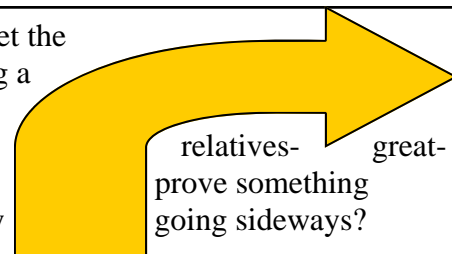
Mark your calendar: June 27, 2007.

July 19-21, 2007 Angelina College Genealogy Conference in Lufkin, Texas. For more information, go to <http://www.angelina.edu/genealogy.htm>

August 22: a workshop on encapsulation. 9:30-12:00 at the Teen Center. Bring your own materials for a “hands-on” operation.

Contact Mary Elizabeth Dresser if you wish to join the Ramblers on August 12-19, 2007: Ft Wayne, Indiana, Allen County Library OR on October 14-21, 2007: Salt Lake City, Utah, Family History Library

FYI: “Sometimes you have to go around the corner to get the straight line,” says genealogist Jana Sloan Broglin, giving a nod to a research technique known as “sideways.” To successfully research sideway, you rely on collateral aunts, cousins, siblings, and uncles, for example—to about a person in your direct line. What can you learn by



Plenty, says Jana, including the following:

- An unusual middle name may be a mother's or grandmother's maiden name.
- Catherine Mary on a 1910 census record and Mary Catherine on a 1920 census record may not be the same child. Check birth years carefully since it was common for a subsequent child to be named similarly to a sibling who died very young.
- Middle names may offer clues to political preference or military service. "Find a son named William Tecumseh," says Jana, "and you can be pretty sure the family supported the Union army in the Civil War."
- Names traveled through families—take a look at the whole picture and you'll find that children may have been named for the parents' siblings, aunts, and uncles.



SUCCESS STORY: **Georgianne Bigam** recently had an internet success story to share with us. When you are trying to find books or articles about a family member, try this method.

1. In your internet search box, type the words **Google.com**
2. When you get to the selections on that page, click on the down arrow by the word **more**.
3. Then select **Books** from the drop down list.
4. When the **Book Search** page comes up, type a surname OR a place and use quotation marks. Georgianne typed in "**john rothrock**" for this step.
5. Then view **Results**. On this page, Georgianne had a choice of books to view. She chose **The Pennsylvania Magazine of History and Biography, p.125**. Page 125 is the page for John Rothrock, but there are more pages. The surname or location will be highlighted. Then, see if it is downloadable. You may not want to download all the pages of your source.
6. She clicked on the link for this book. Georgianne said to look at the information on the right hand side for choices. This particular book was not downloadable. However, one of the choices on the right side was **Find this book in a library**. By clicking on that link, Google took her to the World Cat site, which listed 10 libraries where she could check out the book. The closest was at College Station, Texas.

This method seems an efficient way to locate a book about your ancestor. You could get a list of books to have with you when you go to the TAMU Library in College Station or Clayton Library in Houston, to save you time.

Good luck on your search!

The Normandy invasion began with overnight parachute and glider landings, naval bombardments, and an early morning amphibious phase.

The battle for Normandy continued with campaigns to establish, expand, and eventually break out of Allied beachheads.

For two months the Allied forces moved the Nazi forces back, and they were able to control the Falaise pocket.



Pictures and information are from www.en.wikipedia.org



Once the Falaise pocket was controlled by Allied Forces, they could move forward to liberate Paris in late August, 1944.

as they were crossing the English Channel.

One soldier from Brady, Texas, **James Earl Rudder**, was instrumental in the Allied success of securing the coast of Normandy. According to Elmer “Dutch” Vermeer in his article, “Rudder’s Miracle,” for the August 25, 2005, issue of *The Eagle*, James Earl Rudder, and 225 U.S. Army Rangers looked at the high cliffs of Pointe du Hoc, France,

as they were crossing the English Channel. German troops were waiting atop the 100 foot cliff, unseen, armed, and ready. Somehow, even with a 50% casualty rate, Rudder’s Rangers scaled the cliffs, held their position without relief for 2-3 days, and destroyed the German gun batteries.

Following the war, Earl Rudder eventually was promoted to Major General in 1957. Later he became vice-president, president of Texas A&M University and the whole university system. Since his death in 1970, an annual service has been held in Normandy, France, in his honor.



